

Cincinnati Influenza Activity Report: Week 22-41 (10/09/22 to 10/15/22)

Background

The US influenza surveillance season runs from the 40th week of the year (using CDC's MMWR calendar) through the 20th week of the next year. For the 2022-2023 season, week 40 (21-40) began on 10/02/22 and reporting for week 20 will end on 05/21/23 (23-20).

Influenza, by itself, is not a reportable disease, meaning that it is not one of the diseases that Ohio law mandates be reported to public health authorities. This means that public health authorities do not have a single simple data source to measure the incidence (occurrence) and impact of influenza. For this reason, influenza surveillance is conducted by looking at different factors and data sources. In Ohio, pediatric deaths due to influenza and hospitalizations of persons of any age due to influenza are reportable.

Pediatric Deaths (2022-2023 season to date)

- Cincinnati: 0
- Ohio*: 0
- United States*: 0

**As of week 20-41,*

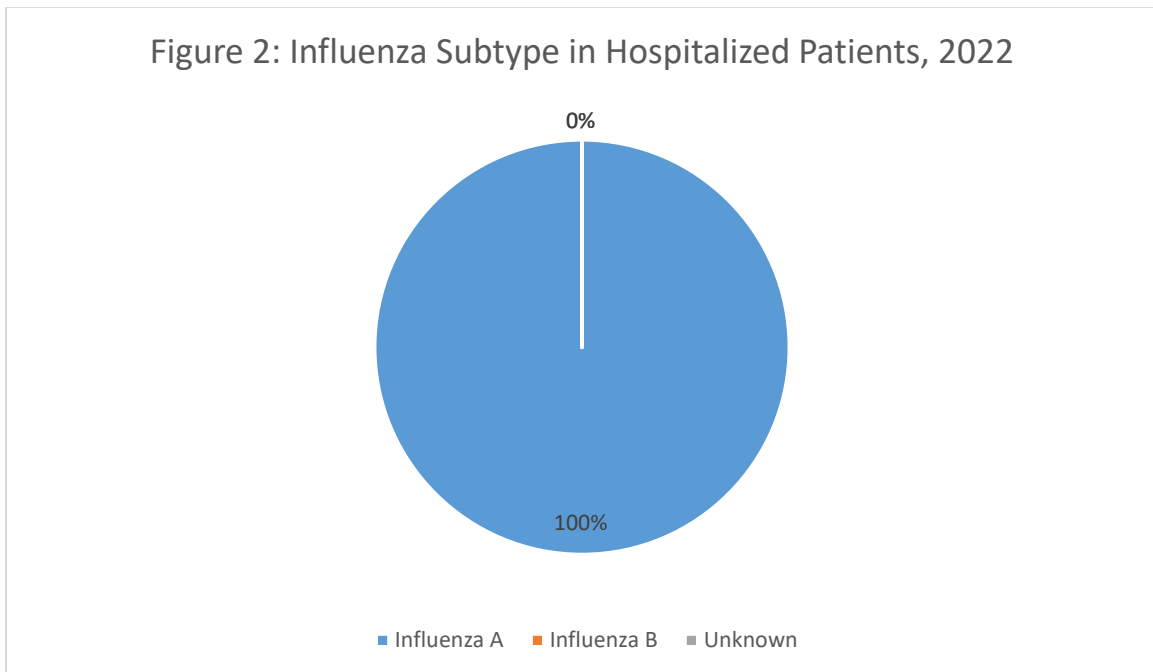
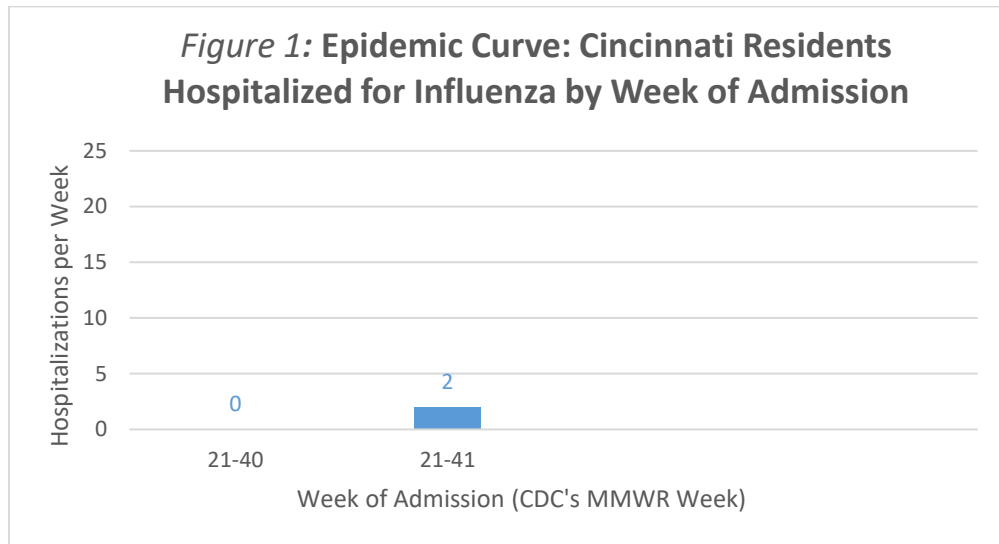
Hospital Admissions

- From 10/03/2022 through 10/16/2022, 2 Cincinnatians have been hospitalized for influenza (Table 1).
 - This total is greater than last year's influenza season. By this time last year, 0 Cincinnati residents had been hospitalized for influenza.
 - Statewide, there are 46 residents that have been hospitalized (through 10/08/22); influenza-associated hospitalizations for Ohio are below the seasonal threshold.

Hospitalizations Due to Influenza by Month in Cincinnati to Date	
<i>Month</i>	<i>Number of Hospitalized Influenza Cases</i>
October	2

Cincinnati Influenza Activity Report

- Figure 2 below shows the number of cases of influenza associated hospitalization among Cincinnati residents reported to the Cincinnati Health department by week of admission. Which as of this report is **zero**.



Cincinnati Influenza Activity Report

Figure 3: Influenza Related Hospitalization By Sex, 2022

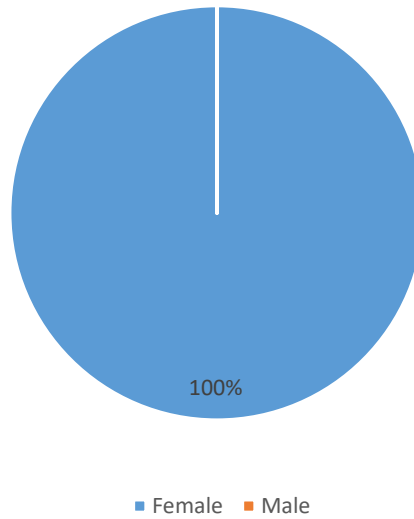
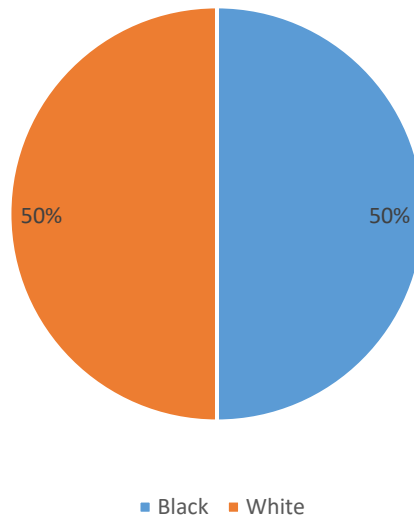


Figure 4: Influenza Related Hospitalization By Race, 2022



Cincinnati Influenza Activity Report

Figure 5: Influenza Related Hospitalization By Ethnicity, 2022

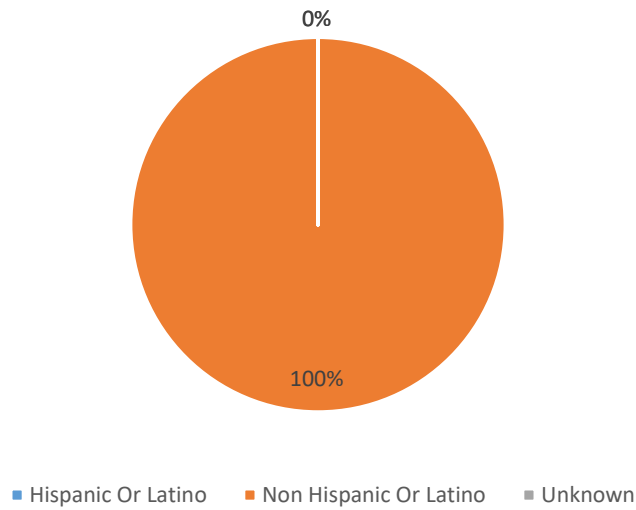
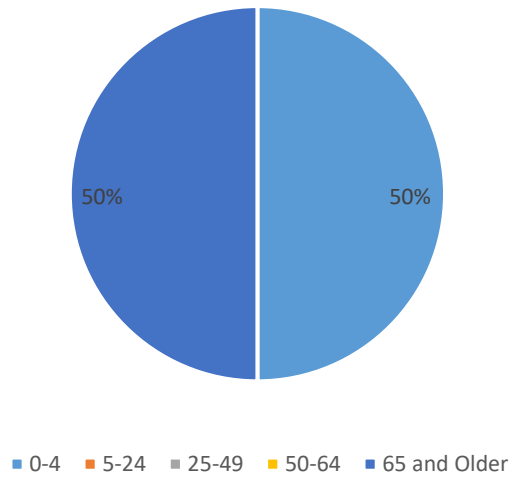


Figure 6: Influenza Related Hospitalization By Age Range, 2022



Cincinnati Influenza Activity Report

Outpatient Visits: Sentinel Influenza Program

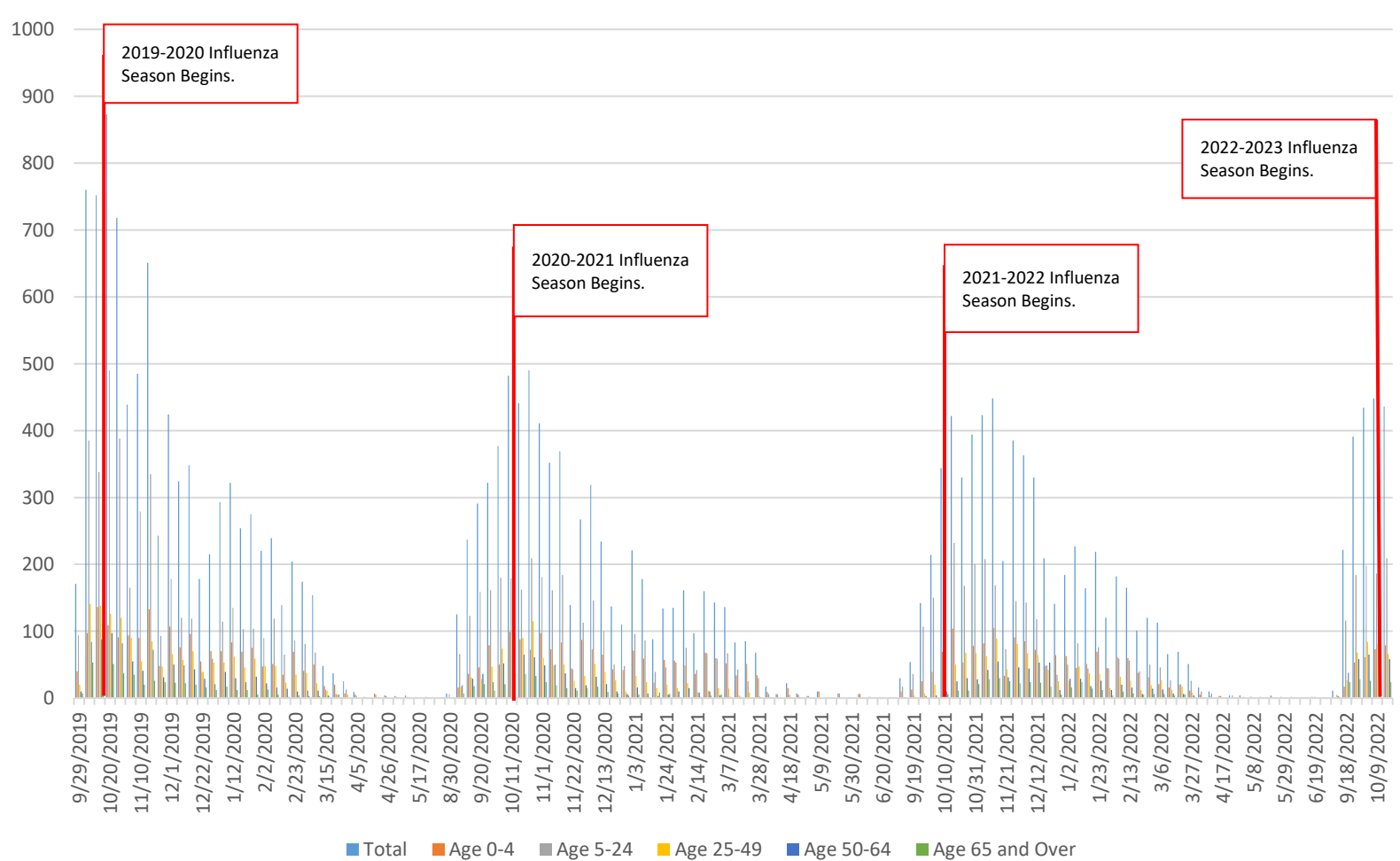
To get a broader picture of the impact of influenza on the community, the Centers for Disease Control and Prevention (CDC) partners with clinics and medical practices in a voluntary program called ILINet, through which the number of individuals with certain symptoms similar to influenza (“Influenza-Like-Illness, or ILI)¹ are reported weekly, along with the total number of patients seen at the clinic or practice. This voluntary (“sentinel”) reporting allows the calculation of the percentage of outpatient visits attributable to ILI. Within Cincinnati, three sites participate in this program, with the three coordinated through the Cincinnati Health Department (CHD). The three sites in Cincinnati are two full-scale primary care health centers, and one school-based health center at a high school.

As of **week 41**, sentinel surveillance partners have not begun surveillance, once they begin, they will send in at least **one** ILI specimen to the state of Ohio for testing.

Influenza Immunizations

The graph below (figure 3), shows the number of influenza vaccinations given by age group per week to patients through CHD’s Cincinnati Community Primary Care (CCPC) Health centers. A red line has indicated the beginning of each Influenza season. As of (10/16/22) a total of 2,636 influenza vaccines have been given since the beginning of the 2022 influenza season (MMWR week 40). This total is higher than the previous year 2021, during that time, CHD had given 1,960 Influenza vaccines from the start of the influenza season to 10/17/21. For further comparison, in 2019, (before the COVID-19 pandemic) the number of vaccines provided by CHD during MMWR week 40, the beginning of influenza season to (10/20/19) as 4,770, significantly higher than both 2021 and 2022. Communications continue to urge residents that it is still just as important to receive their influenza vaccine this year as in previous years before the COVID-19 pandemic.

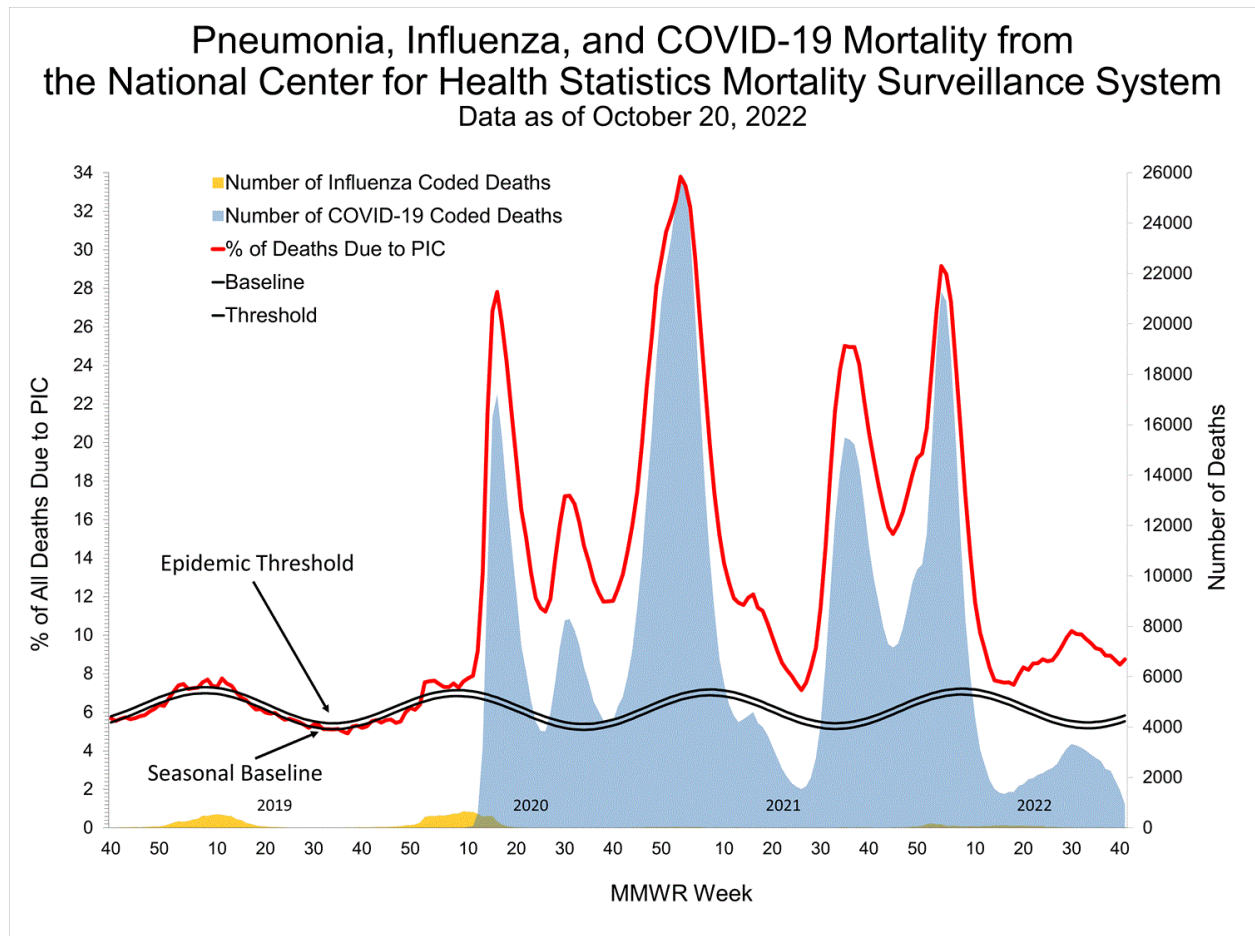
Figure 3: Number Of Influenza Vaccines Given By Week (1/06/2019 - 10/16/22)



Cincinnati Influenza Activity Report

Influenza, Pneumonia, and COVID-19 Mortality

Based on NCHS mortality surveillance data as of October 20th, 2022, 8.8% of the deaths that occurred during the week ending October 15th, 2022 (week 41), were due to pneumonia, influenza, and/or COVID-19 (PIC). This percentage is above the epidemic threshold of 5.8% for this week. Among with the 2,060 PIC deaths reported for this week, 931 had COVID-19 listed as an underlying or contributing cause of death on the death certificate, and 18 listed influenza, indicating that current PIC mortality is due primarily to COVID-19 and not influenza. The data presented are preliminary and may change as more data are received and processed. This figure was provided by and can be found at <https://www.cdc.gov/flu/weekly/index.htm#Clinical>



Summary

To date the influenza activity for both Cincinnati City and the State of Ohio remains low, as it did in the 2021-2022 season. As of 10/08/22 no pediatric deaths have been reported by the Ohio Department of Health (ODH). In total ODH, has reported 46 hospitalized cases of influenza. According to weekly CDC influenza reporting, the percent of outpatient illness is 3.0%, which is above the United States baseline of 2.5%. The Ohio Department of Health (ODH) has reported low percentages of ILI in outpatient settings from sentinel ILINet providers, in addition the percentage of emergency room visits exhibiting fever/ILI are increasing, and above the seasonal baseline for Ohio.

References and Links

- US Influenza Activity: <https://www.cdc.gov/flu/weekly/index.htm#Clinical>
- Ohio Flu Activity Reports: <https://odh.ohio.gov/wps/portal/gov/odh/know-our-programs/seasonal-influenza/influenza-dashboard/influenza-dashboard>
- Past Cincinnati Influenza Reports: <https://www.cincinnati-oh.gov/health/community-health-data/seasonal-influenza-activity-reports/>
- WHO Flu Factsheet: [https://www.who.int/en/news-room/fact-sheets/detail/influenza-\(seasonal\)](https://www.who.int/en/news-room/fact-sheets/detail/influenza-(seasonal))